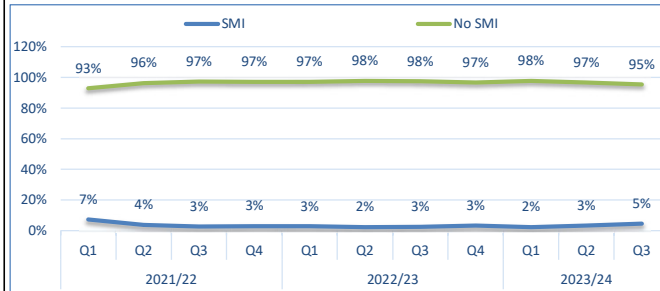
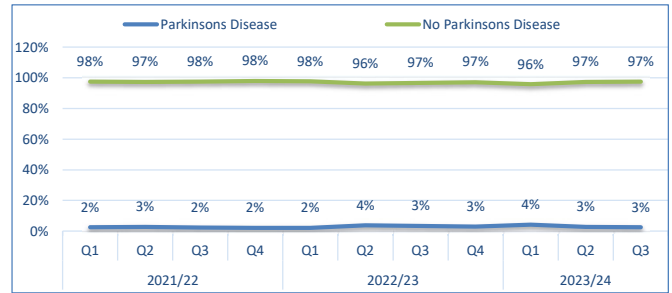
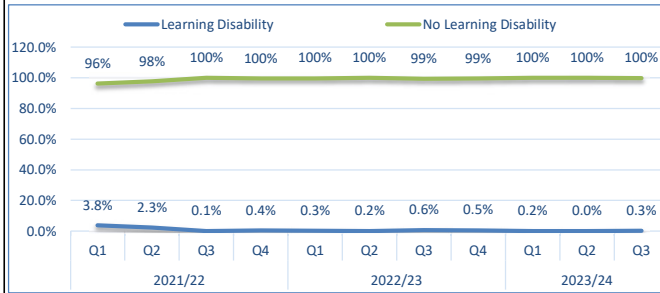
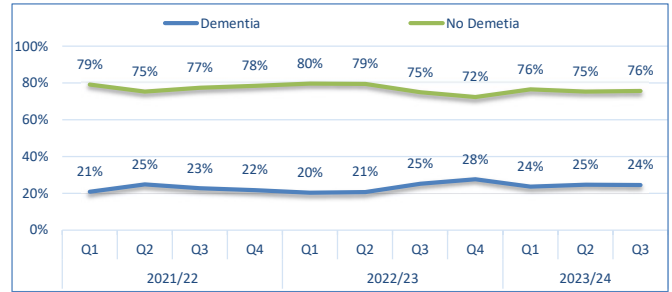
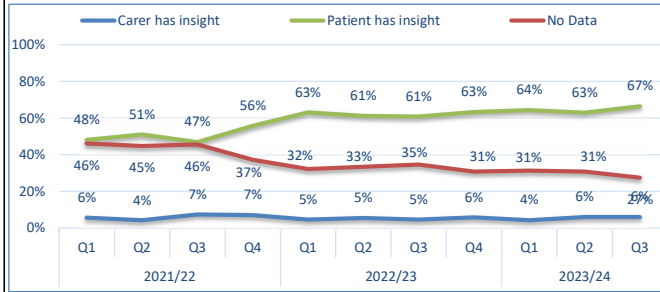
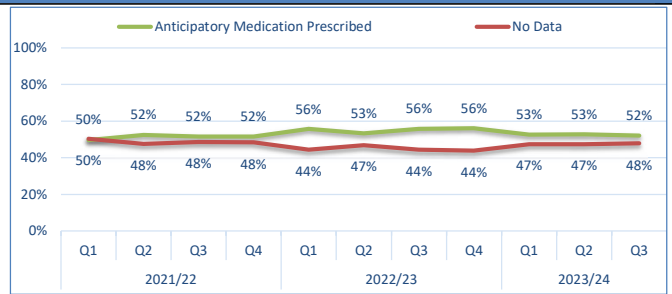
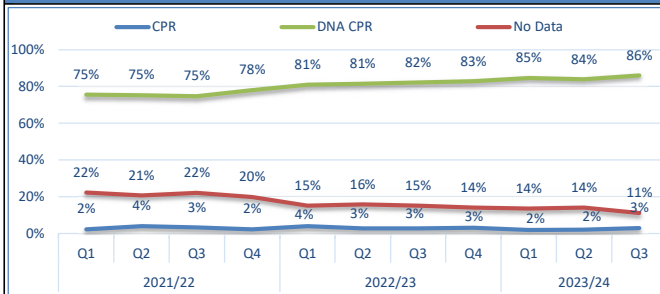


Part 2 - Leeds Health & Care Partnership EoL Data

Appendix New Items



ReSPECT Status

ReSPECT Status		2022/23				2022/23			
		Q1	Q2	Q3	Q4	Q1	Q2	Q3	Q4
GSF Deaths	ReSPECT	533	520	611	596	534	562	606	
	No ReSPECT	170	143	189	146	131	138	126	
GSF Total		703	663	800	742	665	700	732	
Other Deaths	ReSPECT	130	154	196	169	168	167	182	
	No ReSPECT	704	676	786	681	611	545	660	
Other Deaths Total		834	830	982	850	779	712	842	
Grand Total		1537	1493	1782	1592	1444	1412	1574	

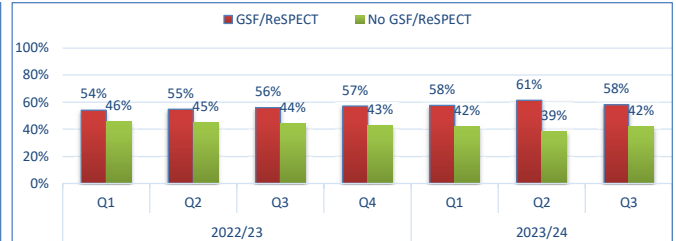
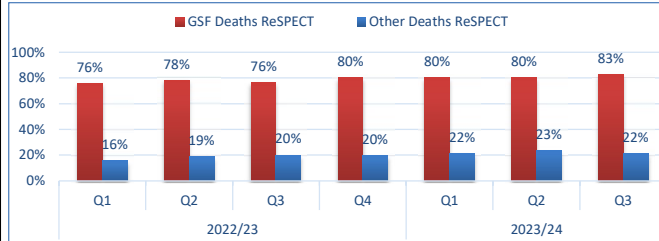


Chart 1. Percentage of GSF coded Patients who also had a ReSPECT vs Other deaths (not coded Palliative/GSF) that had a ReSPECT

Chart 2. Percentage of Patients who had either GSF codes or a ReSPECT code vs Patients who had neither GSF nor ReSPECT Code.

Ethnicity

