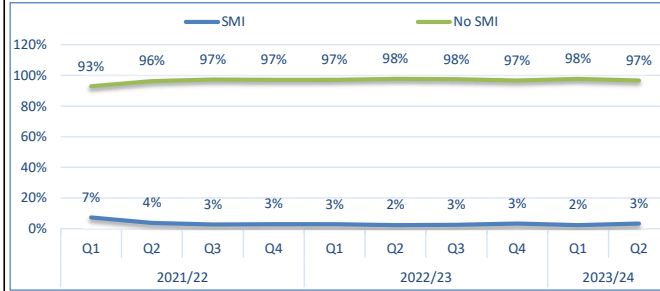
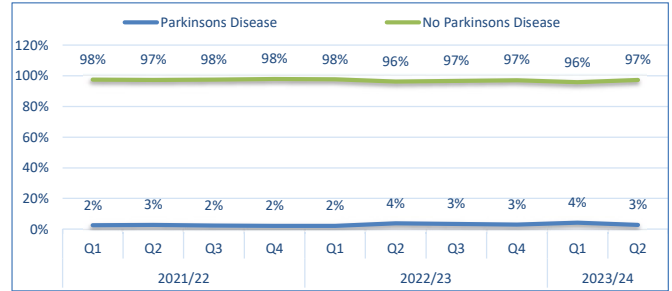
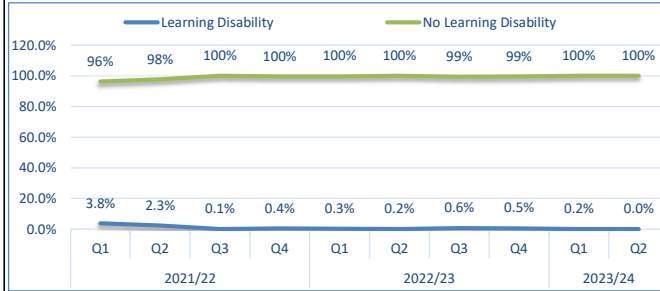
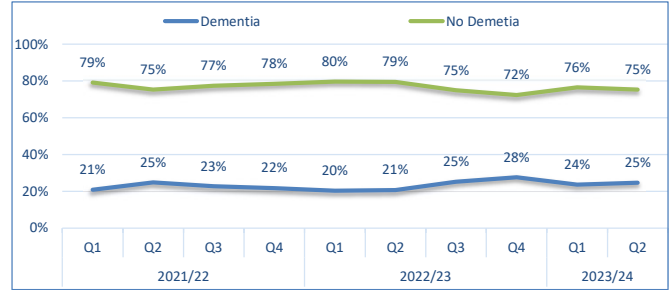
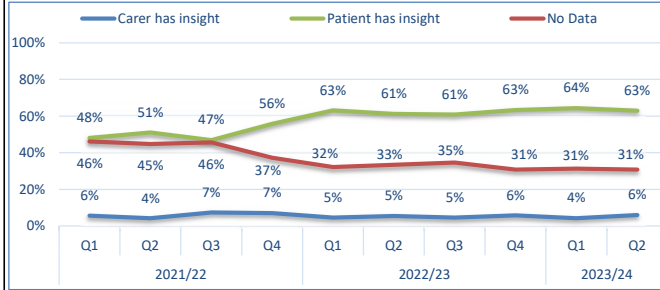
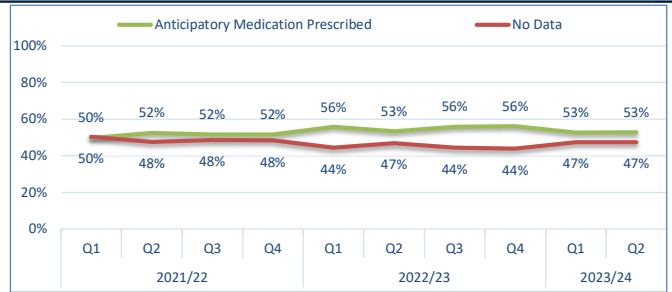
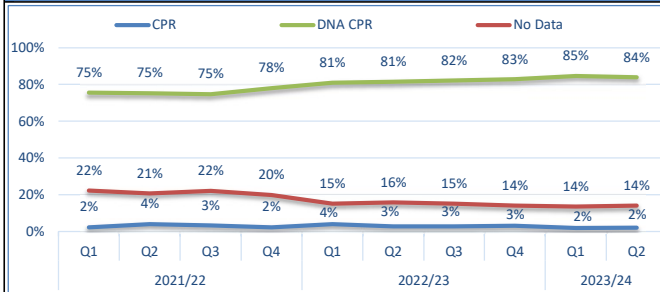


Part 2 - Leeds Health & Care Partnership EoL Data

Appendix New Items



ReSPECT Status

ReSPECT Status		2022/23				2022/23			
		Q1	Q2	Q3	Q4	Q1	Q2	Q3	Q4
GSF Deaths	ReSPECT	533	520	611	596	534	562		
	No ReSPECT	170	143	189	146	131	138		
GSF Total		703	663	800	742	665	700		
Other Deaths	ReSPECT	130	154	196	169	168	167		
	No ReSPECT	704	676	786	681	611	545		
Other Deaths Total		834	830	982	850	779	712		
Grand Total		1537	1493	1782	1592	1444	1412		

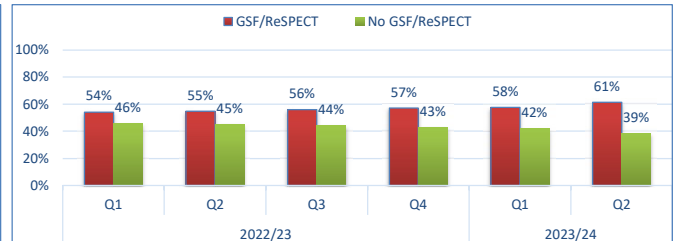
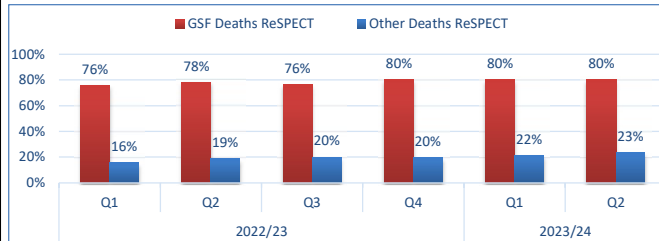


Chart 1. Percentage of GSF coded Patients who also had a ReSPECT vs Other deaths (not coded Palliative/GSF) that had a ReSPECT

Chart 2. Percentage of Patients who had either GSF codes or a ReSPECT code vs Patients who had neither GSF nor ReSPECT Code.

Ethnicity

